



2007-2008 Needs Assessment

Four County Community Foundation

Youth Advisory Committee

What is YAC?

The Youth Advisory Committee is a branch of the Four County Community Foundation whose membership is entirely made up of youth from the community. Our Youth Advisory Committee, or “YAC” as we refer to it, was established in 1987. The formation of our YAC was a result of the Kellogg Challenge, which was a challenge to all community foundations in Michigan. The Kellogg Foundation wanted not just adults involved in philanthropy, but the youth as well.

Since 1987, our organization has gone from simply a collection of young people to an actual active unit working together. We strive to have representation from each of the school districts in the service area. These schools include Almont, Armada, Capac, Dryden, Imlay City, and Romeo. Students in grades 7-12 have the opportunity to take an active part in their community through membership in the YAC.

As a YAC, we must survey our community to determine the greatest needs of the youth. This survey, conducted every three years, is called the Needs Assessment. The YAC uses the results of the Needs Assessment to determine how grant money should be spent and to decide what service projects the YAC should initiate. This year is a Needs Assessment year and the YAC has been very busy preparing and administering the Needs Assessment. The Needs Assessment is a large undertaking as every 7th, 9th, and 11th grader in our service area is surveyed.

The YAC granting program is very interesting and unique. The youth are responsible for setting up grant guidelines and deciding which applicants will receive money and how much they will receive. The process is set up to be very fair. Each applicant has an equal opportunity to receive an award. These scholarships and enrichment grants are given to the youth by the youth.

The YAC is still working hard to improve its operations and its service of the community. We want to make the YAC the most effective and efficient philanthropic group as possible

2007-2008 Youth Advisory Committee Officers

- Vice-President: Beth Bodiya
 - Secretary: Jaime Ligon
 - President: Shelby Couch
 - Treasurer: Taylor Sinda
 - Historian: Charlotte Ezzo

Schools of the Four County Area

- Armada
- Capac
- Dryden
- Almont
- Imlay City
- Romeo

Awards Granted by the Youth Advisory Committee

- Our YAC has granted a total of \$319,886 to our local communities.
 - Our YAC has awarded the following youth grants: Almont- \$27,270; Armada- \$47,562; Capac- \$54,077; Dryden- \$21,885; Imlay City- \$71,405; Romeo- \$86,628; YAC Service Area- \$11,059
- In 2007 alone, YAC granted 40 grants totaling \$33,462 with an average of \$836.54 per grant.
- The Kellogg Youth Fund has grown to be \$910,911

School and Community Youth Survey 2007

The four County Community Foundation, Youth Advisory Committee is assessing school/community conditions and needs and asks you to complete this questionnaire with honesty. **All responses will be kept confidential.**

1. What school do you attend? _____ 2. Grade? _____

Please assess the following problems facing youth in your school/community. Rating should be based on number of teens affected by the problem and its impact on the community. (Circle one for each question)

	NOT A PROBLEM	MINOR PROBLEM	MAJOR PROBLEM
a. Alcohol/Drug abuse	1	2	3
b. Youth recreational facilities	1	2	3
c. Teen violence/gangs	1	2	3
d. Getting a job	1	2	3
e. Teenage pregnancy	1	2	3
f. Lack of scholarships	1	2	3
g. Access to counseling	1	2	3
h. Abuse and Neglect	1	2	3
i. Lack of parental support	1	2	3
j. Lack of educational opportunities	1	2	3
k. Ethnic/race relations	1	2	3
l. Personal safety	1	2	3
m. Sexually transmitted diseases	1	2	3
n. Harassment	1	2	3
o. Sexual pressure	1	2	3
p. Teen suicide	1	2	3
q. Leadership opportunities	1	2	3
r. Peer pressure	1	2	3
s. School Environment	1	2	3
t. Eating Disorders	1	2	3
u. Drunk Driving	1	2	3

3. Please write the **one letter** from above, that is your most serious concern. _____.

4. Of the following, please check the **three** things you like **best** about your school/community.

- | | |
|--|---|
| <input type="checkbox"/> Sports Facilities | <input type="checkbox"/> Youth Groups |
| <input type="checkbox"/> Good friends | <input type="checkbox"/> Technological availability |
| <input type="checkbox"/> Church Programs | <input type="checkbox"/> Feeling of safety |
| <input type="checkbox"/> School activities | <input type="checkbox"/> Strong sense of community |
| <input type="checkbox"/> Strong Family | <input type="checkbox"/> People help each other |

5. Are you familiar with the Four County Community Foundation? YES _____ NO _____.

6. Are you familiar with the Youth Advisory Committee? YES _____ NO _____.

Results for Almont

Jason Feys

Jaime Ligon

John Eschenburg

Almont School District
7th Grade
136 Students Surveyed

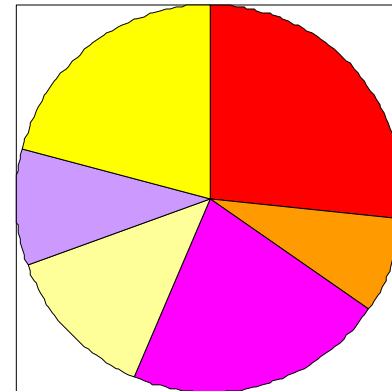
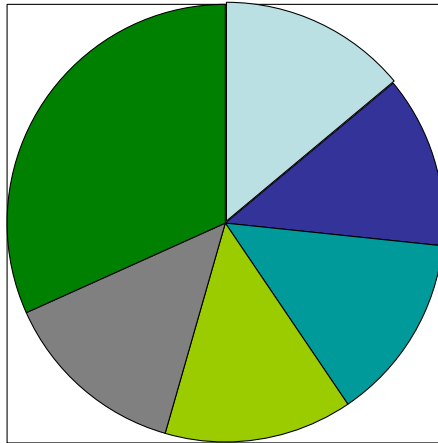
Problem Areas

1	Drunk Driving	14%
2	Harassment	14%
3	Lack of Educational Opportunities	14%
4	Youth Rec. Facilities	13%
5	Peer Pressure	13%
6	Other	32%

Positive Aspects

1	Good Friends	27%
2	Sports Facilities	22%
3	School Activities	13%
4	Feeling of Safety	10%
5	Strong Family	8%
6	Other	21%

- Lack of Edu. Opportunities
- Peer Pressure
- Drunk Driving
- Harassment
- Youth rec. Facilities
- Other



- Good Friends
- Strong Family
- Sports Facilities
- School Activities
- Feeling of Safety
- Other

Familiar with YAC-11% -----Familiar with 4CCF-10%

Almont School District
9th Grade
101 Students Surveyed

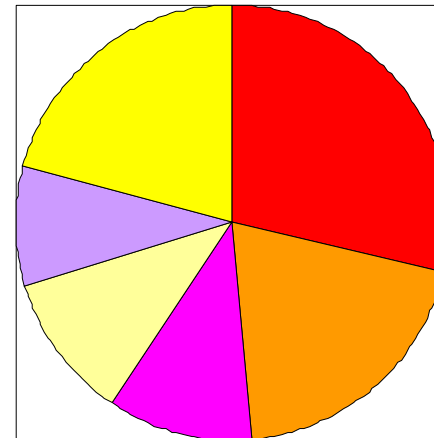
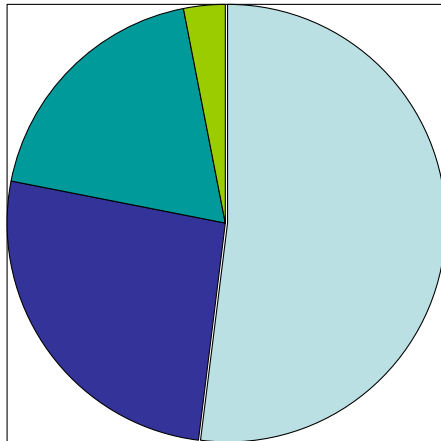
Problem Areas

1	Alcohol/Drug abuse	52%
2	Peer Pressure	26%
3	Drunk Driving	19%
4	Other	3%

Positive Aspects

1	Good Friends	29%
2	Sports Facilities	20%
3	School Activities	11%
4	Feeling of Safety	11%
5	People Help Each Other	9%
6	Other	21%

- Alcohol/Drug Abuse
- Peer Pressure
- Drunk Driving
- Other



- Good Friends
- Sports Facilities
- School Activities
- Feeling of Safety
- People Help Each Other
- Other

Familiar with YAC-13% -----Familiar with 4CCF-13%

Almont School District
 11th Grade
 138 Students Surveyed

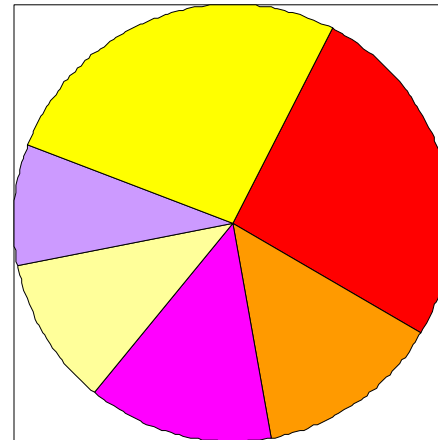
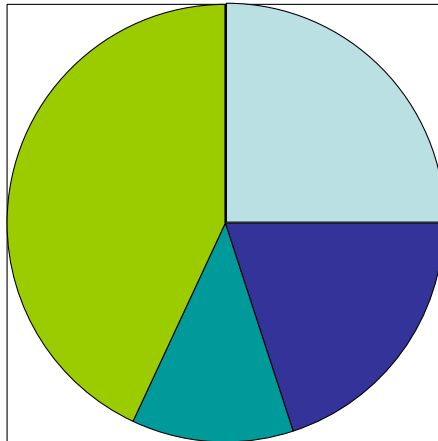
Problem Areas

1	Getting a Job	25%
2	Alcohol/Drug Abuse	20%
3	Drunk Driving	12%
4	Other	43%

Positive Aspects

1	Good Friends	26%
2	Strong Family	14%
3	Sports Facilities	14%
4	School Activities	11%
5	Feeling of Safety	9%
6	Other	27%

- Getting a Job
- Alcohol/Drug Abuse
- Drunk Driving
- Other
- Slice 5
- Slice 6



- Good Friends
- Strong Family
- Sports Facilities
- School Activities
- Feeling of Safety
- Other

Familiar with YAC-13% -----Familiar with 4CCF-13%

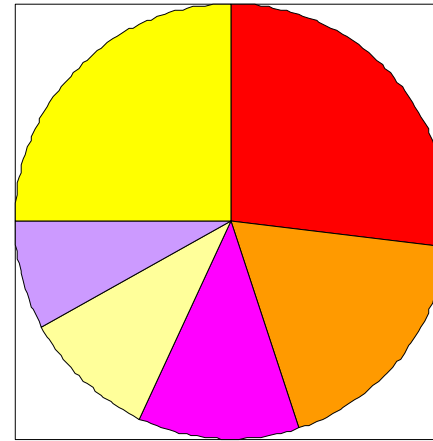
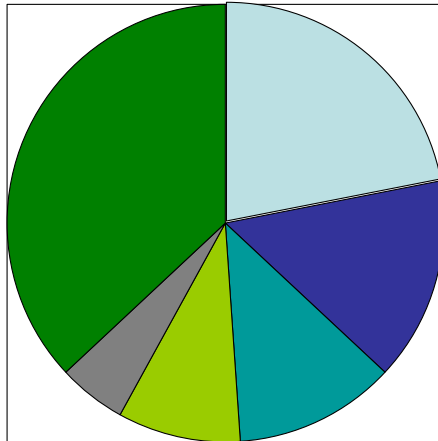
Almont School District
7th, 9th, and 11th Grades Combined
375 Students Surveyed

Problem Areas

1	Alcohol/Drug Abuse	22%
2	Drunk Driving	15%
3	Peer Pressure	12%
4	Getting a Job	9%
5	Harassment	5%
6	Other	37%

Positive Aspects

1	Good Friends	27%
2	Sports Facilities	18%
3	School Activities	12%
4	Feeling of Safety	10%
5	Strong Family	8%
6	Other	25%



Familiar with YAC-12% -----Familiar with 4CCF-11%

Results for Armada

Brandon Beaupre

Charlotte Ezzo

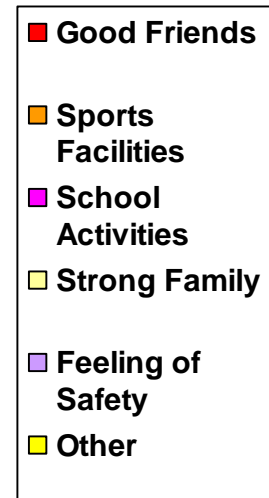
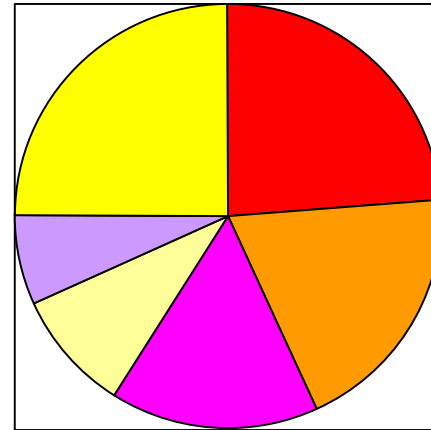
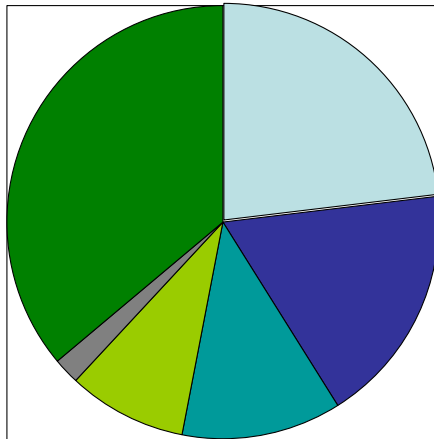
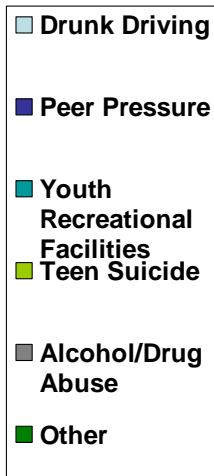
Armada School District
7th Grade
136 Students Surveyed

Problem Areas

1	Drunk Driving	23%
2	Peer Pressure	18%
3	Youth Recreational Facilities	12%
4	Teen Suicide	9%
5	Alcohol/Drug Abuse	2%
6	Other	36%

Positive Aspects

1	Good Friends	24%
2	Sports Facilities	19%
3	School Activities	16%
4	Strong Family	9%
5	Feeling of Safety	7%
6	Other	25%



Familiar with YAC-10% -----Familiar with 4CCF-10%

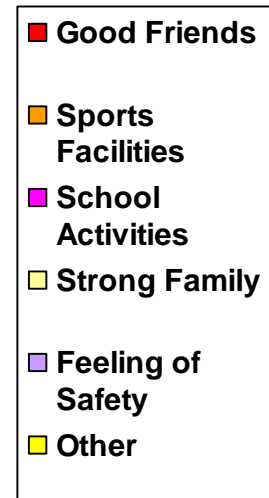
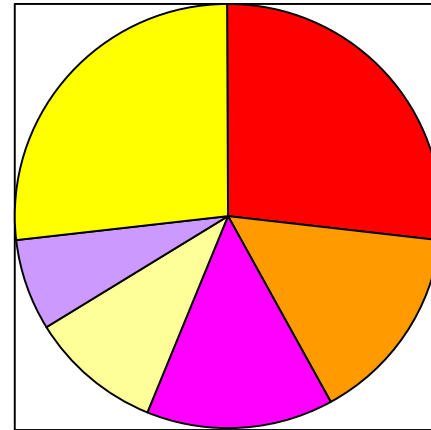
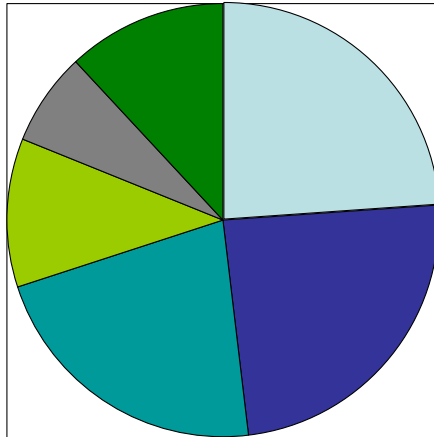
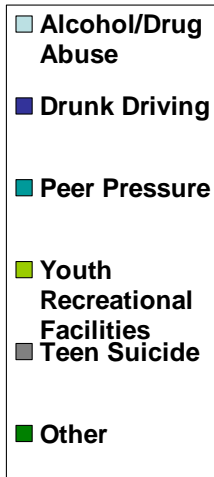
Armada School District
9th Grade
143 Students Surveyed

Problem Areas

1	Alcohol/Drug Abuse	24%
2	Drunk Driving	24%
3	Peer Pressure	22%
4	Youth Recreational Facilities	11%
5	Teen Suicide	7%
6	Other	12%

Positive Aspects

1	Good Friends	27%
2	Sports Facilities	15%
3	School Activities	14%
4	Strong Family	10%
5	Feeling of Safety	7%
6	Other	27%



Familiar with YAC-13% -----Familiar with 4CCF-12%


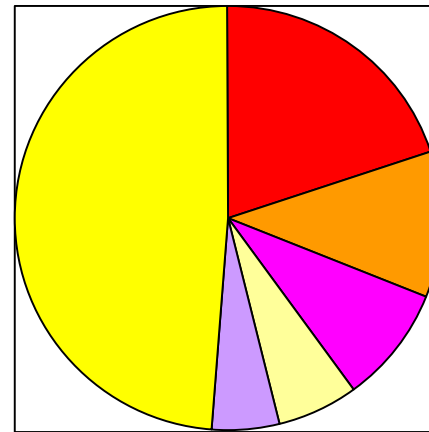
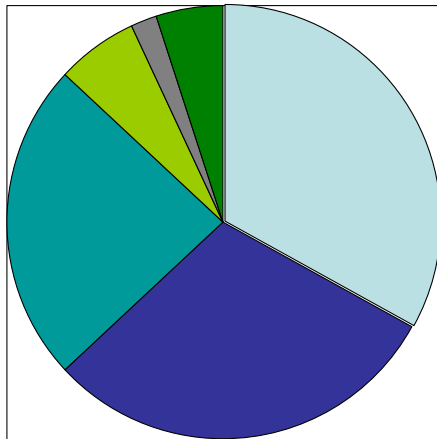
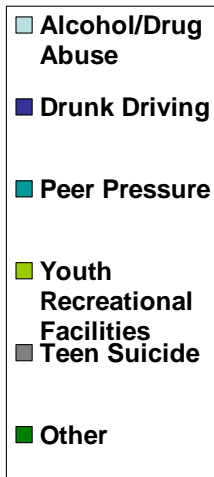
Armada School District
11th Grade
144 Students Surveyed

Problem Areas

1	Alcohol/Drug Abuse	33%
2	Drunk Driving	30%
3	Peer Pressure	24%
4	Youth Recreational Facilities	6%
5	Teen Suicide	2%
6	Other	5%

Positive Aspects

1	Good Friends	20%
2	School Activities	11%
3	Sports Facilities	9%
4	Feeling of Safety	6%
5	Strong Family	5%
6	Other	49%



Familiar with YAC-6% -----Familiar with 4CCF-3%

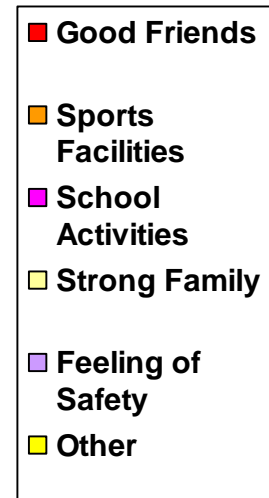
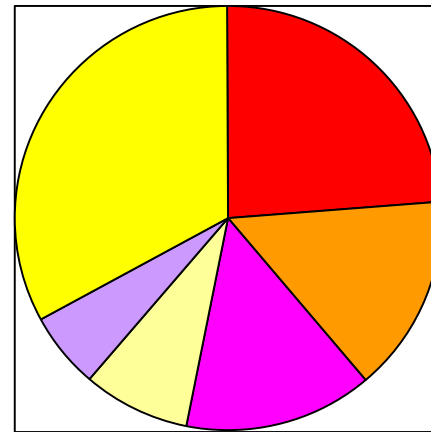
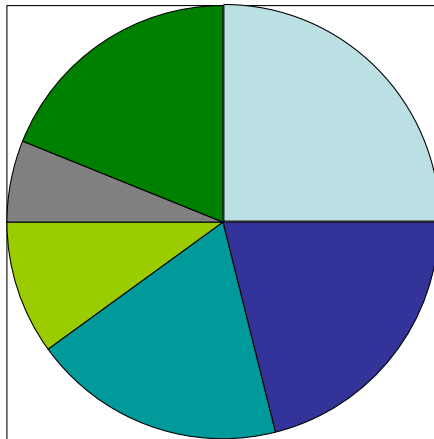
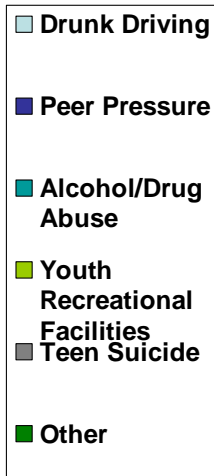
Armada School District
7th, 9th, and 11th Grades Combined
423 Students Surveyed

Problem Areas

1	Drunk Driving	25%
2	Peer Pressure	21%
3	Alcohol/Drug Abuse	19%
4	Youth Recreational Facilities	10%
5	Teen Suicide	6%
6	Other	19%

Positive Aspects

1	Good Friends	24%
2	Sports Facilities	15%
3	School Activities	14%
4	Strong Family	8%
5	Feeling of Safety	6%
6	Other	33%



Familiar with YAC-10% -----Familiar with 4CCF-8%

Results for Capac

Taylor Sinda

Tyler Glombowski

Ashley Moussau


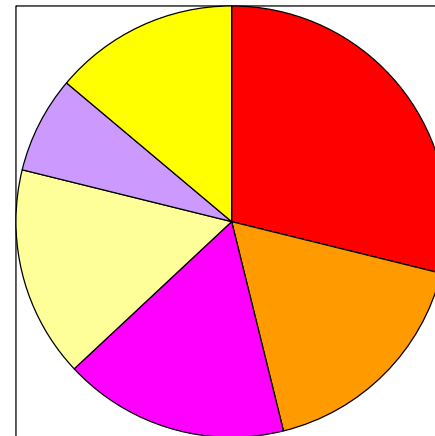
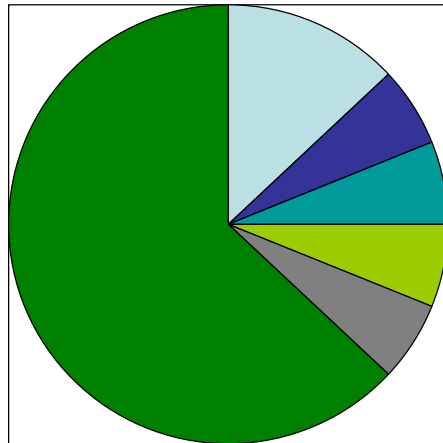
Capac School District
 7th Grade
 118 Students Surveyed

Problem Areas

1	Peer Pressure	13%
2	Harassment	6%
3	Youth Recreational Facilities	6%
4	Getting a Job	6%
5	Eating Disorders	6%
6	Other	63%

Positive Aspects

1	Good Friends	29%
2	Strong Family	17%
3	School Activities	17%
4	Sports Facilities	16%
5	Feeling of Safety	7%
6	Other	14%



Familiar with YAC-3% -----Familiar with 4CCF-8%

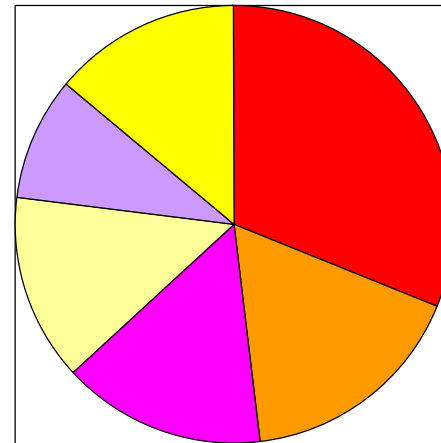
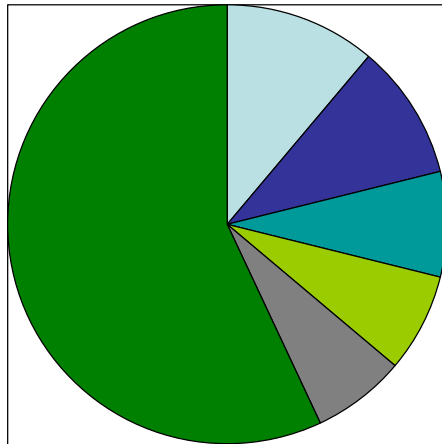
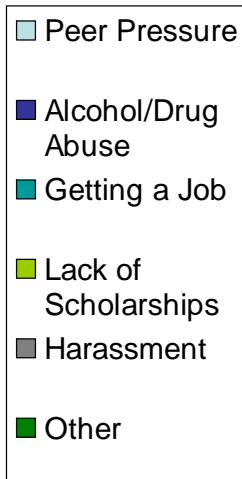
Capac School District
 9th Grade
 99 Students Surveyed

Problem Areas

1	Peer Pressure	11%
2	Alcohol/Drug Abuse	10%
3	Getting a Job	8%
4	Lack of Scholarships	7%
5	Harassment	7%
6	Other	57%

Positive Aspects

1	Good Friends	31%
2	Sports Facilities	17%
3	School Activities	15%
4	Strong Family	14%
5	People Help Each Other	9%
6	Other	14%



Familiar with YAC-9% -----Familiar with 4CCF-5%

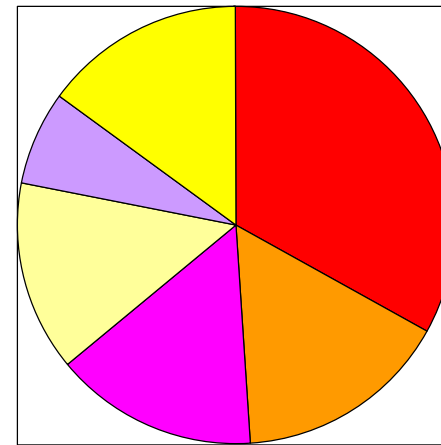
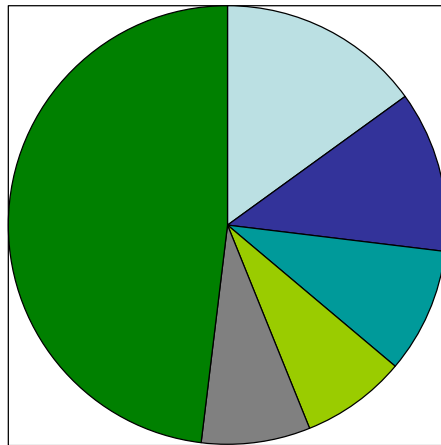
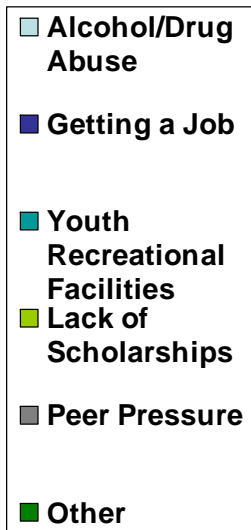
Capac School District
 11th Grade
 115 Students Surveyed

Problem Areas

1	Alcohol/Drug Abuse	15%
2	Getting a Job	12%
3	Youth Recreational Facilities	9%
4	Lack of Scholarships	8%
5	Peer Pressure	8%
6	Other	48%

Positive Aspects

1	Good Friends	33%
2	Sports Facilities	16%
3	School Activities	15%
4	Strong Family	14%
5	People Help Each Other	7%
6	Other	15%



Familiar with YAC-12% -----Familiar with 4CCF-6%

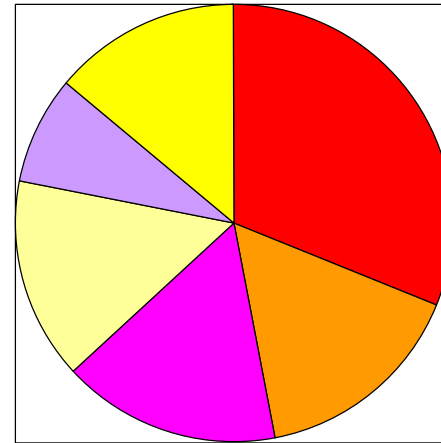
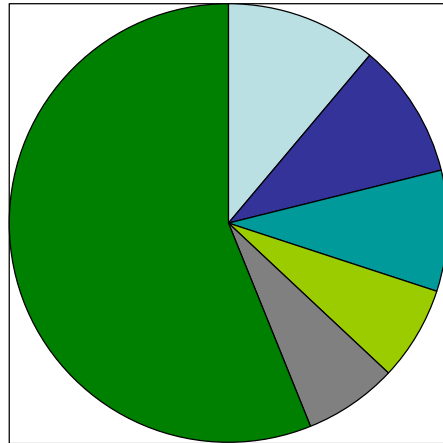
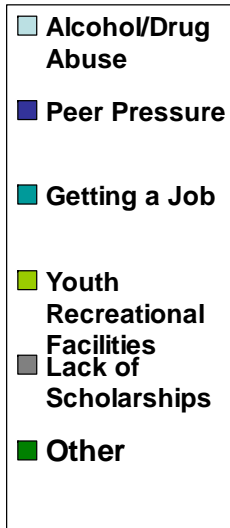
Capac School District
7th, 9th, 11th Grades Combined
332 Students Surveyed

Problem Areas

1	Alcohol/Drug Abuse	11%
2	Peer Pressure	10%
3	Getting a Job	9%
4	Youth Recreational Facilities	7%
5	Lack of Scholarships	7%
6	Other	56%

Positive Aspects

1	Good Friends	31%
2	Sports Facilities	16%
3	School Activities	16%
4	Strong Family	15%
5	People Help Each Other	8%
6	Other	14%



Familiar with YAC-8% -----Familiar with 4CCF-7%

Results for Dryden

Shelby Couch

Wes Jonik

Jon Lafata

Jordan Peters

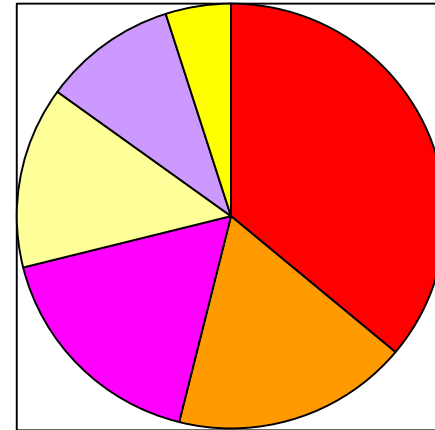
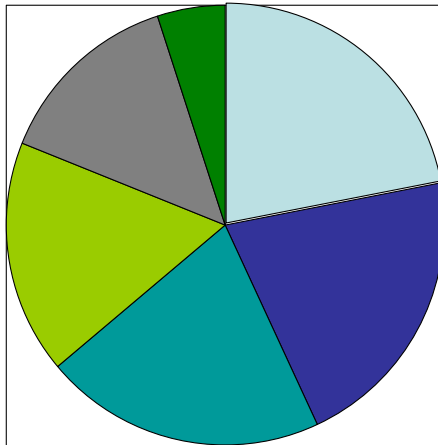
Dryden School District
 7th Grade
 52 Students Surveyed

Problem Areas

1	Alcohol/Drug Abuse	22%
2	Peer Pressure	21%
3	Drunk Driving	21%
4	Harassment	17%
5	Abuse and Neglect	14%
6	Other	5%

Positive Aspects

1	Good Friends	36%
2	Strong Family	18%
3	Sports Facilities	17%
4	School Activities	14%
5	Feeling of Safety	10%
6	Other	5%



Familiar with YAC-12% -----Familiar with 4CCF-6%

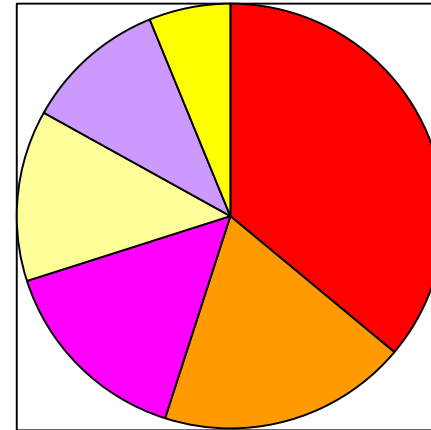
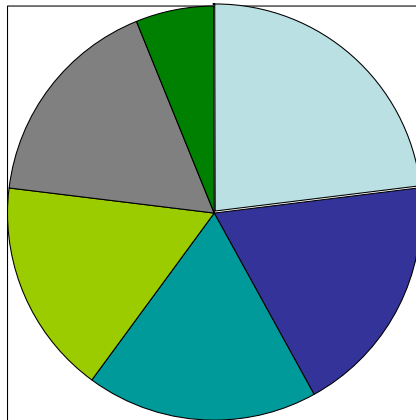

Dryden School District
 9th Grade
 49 Students Surveyed

Problem Areas

1	Alcohol/Drug Abuse	23%
2	Peer Pressure	19%
3	Educational Opportunities	18%
4	Lack of Parental Support	17%
5	Getting a Job	17%
6	Other	6%

Positive Aspects

1	Good Friends	36%
2	Strong Family	19%
3	Sports Facilities	15%
4	Youth Groups	13%
5	Church Programs	11%
6	Other	6%



Familiar with YAC-27% -----Familiar with 4CCF-14%

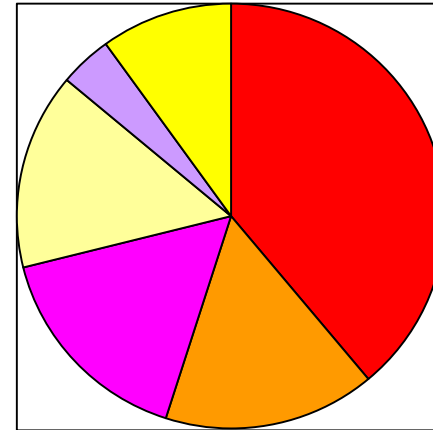
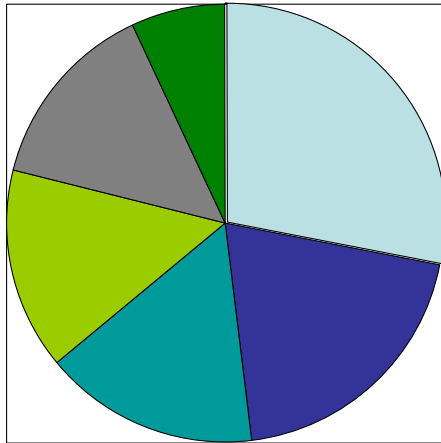
Dryden School District
 11th Grade
 69 Students Surveyed

Problem Areas

1	Alcohol/Drug Abuse	28%
2	Getting a Job	20%
3	Educational Opportunities	16%
4	Peer Pressure	15%
5	Youth Recreational Facilities	14%
6	Other	7%

Positive Aspects

1	Good Friends	39%
2	Strong Family	16%
3	Sports Facilities	16%
4	Feeling of Safety	15%
5	People Help Each Other	4%
6	Other	10%



Familiar with YAC-25% -----Familiar with 4CCF-46%

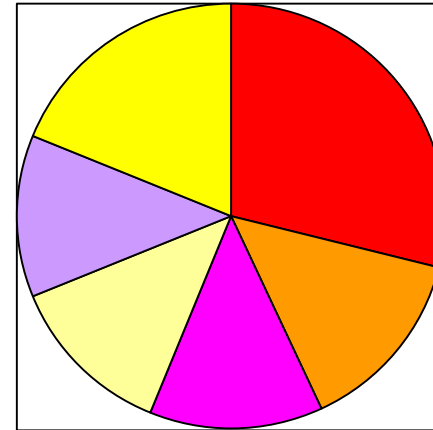
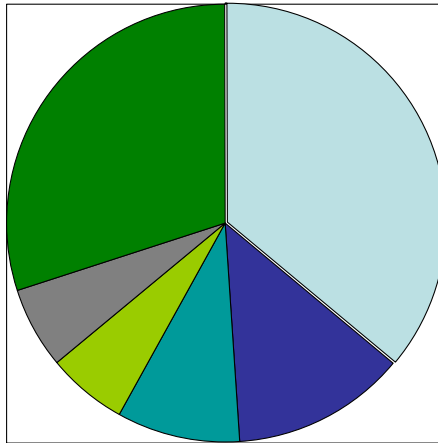
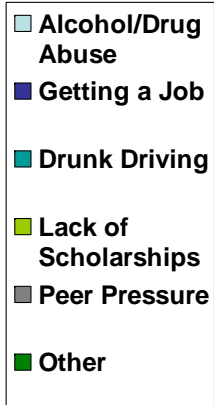
Dryden School District
7th, 9th, 11th Grades Combined
170 Students Surveyed

Problem Areas

1	Alcohol/Drug Abuse	36%
2	Getting a Job	13%
3	Drunk Driving	9%
4	Lack of Scholarships	6%
5	Peer Pressure	6%
6	Other	30%

Positive Aspects

1	Good Friends	29%
2	Strong Family	14%
3	Sports Facilities	13%
4	Youth Groups	13%
5	Feeling of Safety	12%
6	Other	19%



Familiar with YAC-24% -----Familiar with 4CCF-26%

Results for Imlay City

Emily Kramek
Alex Reinhardt
Tyler Nichols
Nick Nivison


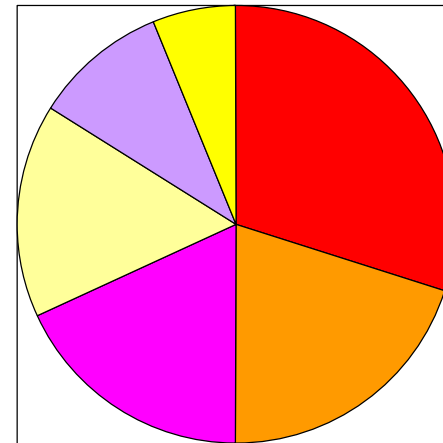
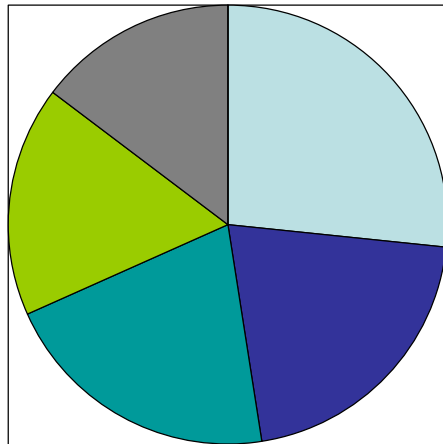
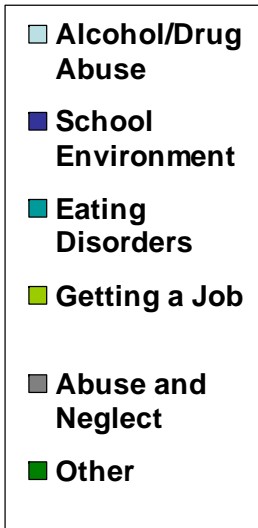
Imlay City School District
 7th Grade
 129 Students Surveyed

Problem Areas

1	Alcohol/Drug Abuse	27%
2	School Environment	21%
3	Eating Disorders	20%
4	Getting a Job	17%
5	Abuse and Neglect	15%
6	Other	0%

Positive Aspects

1	Good Friends	30%
2	School Activities	20%
3	People Help Each Other	18%
4	Feeling of Safety	16%
5	Sports Facilities	10%
6	Other	6%



Familiar with YAC-13% -----Familiar with 4CCF-20%


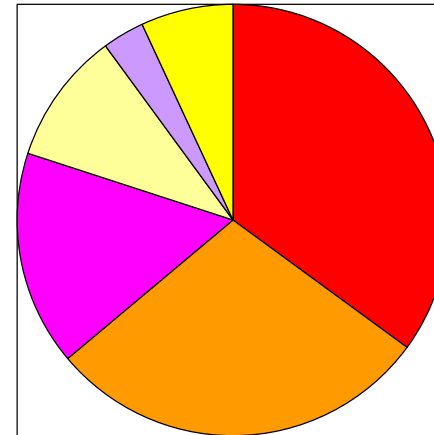
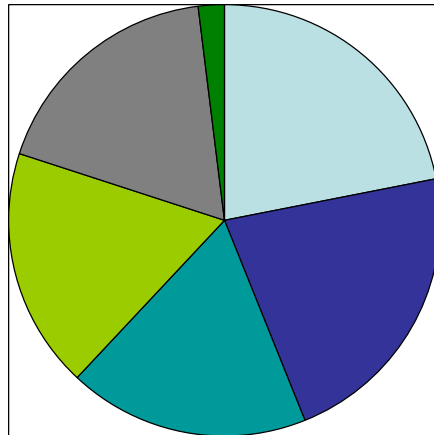
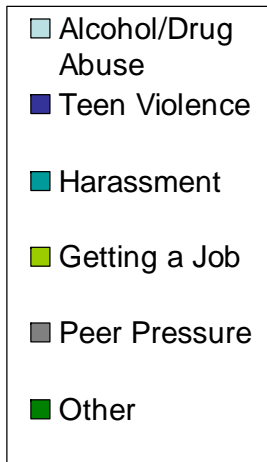
Imlay City School District
 9th Grade
 90 Students Surveyed

Problem Areas

1	Alcohol/Drug Abuse	22%
2	Teen Violence	22%
3	Harassment	18%
4	Getting a Job	18%
5	Peer Pressure	18%
6	Other	2%

Positive Aspects

1	Sports Facilities	35%
2	Good Friends	29%
3	School Activities	16%
4	Youth Group	10%
5	Strong Families	3%
6	Other	7%



Familiar with YAC-5% -----Familiar with 4CCF-2%

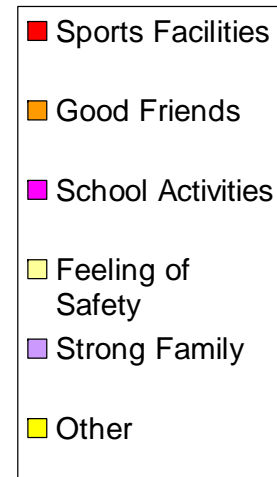
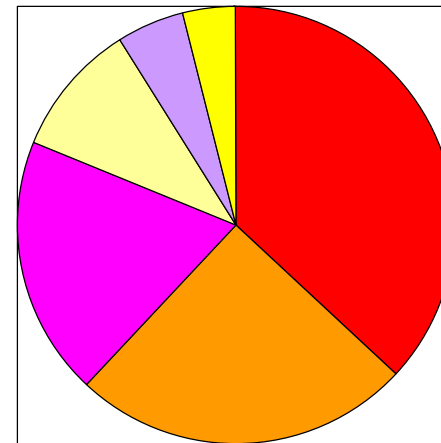
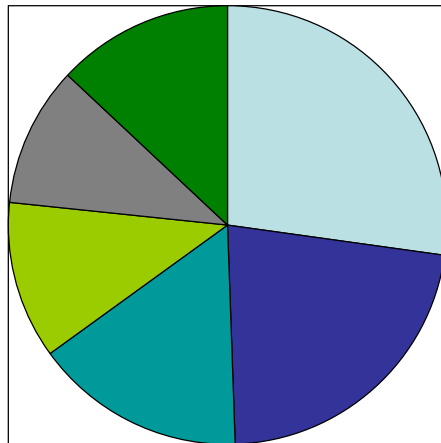
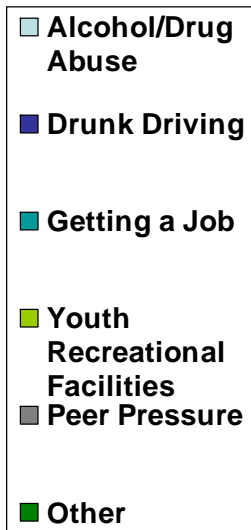
Imlay City School District
 11th Grade
 120 Students Surveyed

Problem Areas

1	Alcohol/Drug Abuse	21%
2	Drunk Driving	17%
3	Getting a Job	12%
4	Youth Recreational Facilities	9%
5	Peer Pressure	8%
6	Other	10%

Positive Aspects

1	Sports Facilities	37%
2	Good Friends	25%
3	School Activities	19%
4	Feeling of Safety	10%
5	Strong Family	5%
6	Other	4%



Familiar with YAC-8% -----Familiar with 4CCF-4%

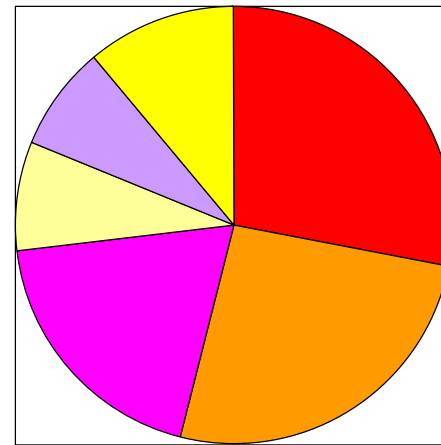
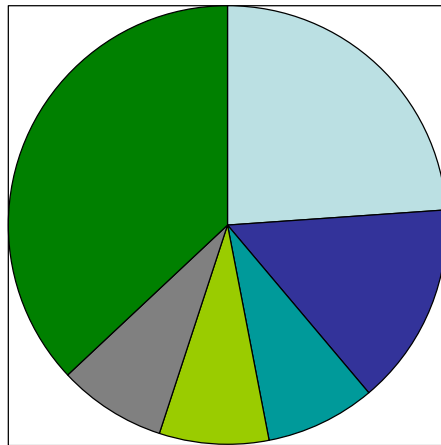

Imlay City School District
 7th, 9th, and 11th Grades Combined
 339 Students Surveyed

Problem Areas

1	Alcohol/Drug Abuse	24%
2	Getting a Job	15%
3	School Environment	8%
4	Peer Pressure	8%
5	Eating Disorders	8%
6	Other	37%

Positive Aspects

1	Good Friends	28%
2	Sports Facilities	26%
3	School Activities	19%
4	Feeling of Safety	8%
5	People Help Each Other	8%
6	Other	11%



Familiar with YAC-9% -----Familiar with 4CCF-10%

Results for Romeo

Beth Bodiya
Stephanie Walla
Kevin Fruchey
Mark Gonczar


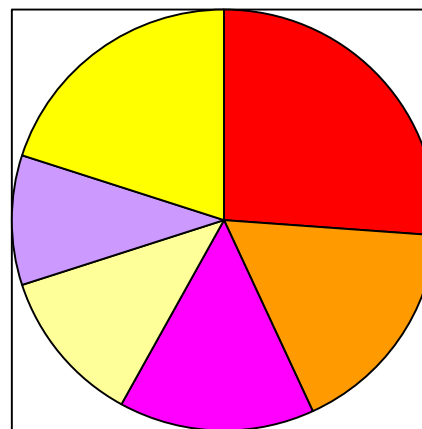
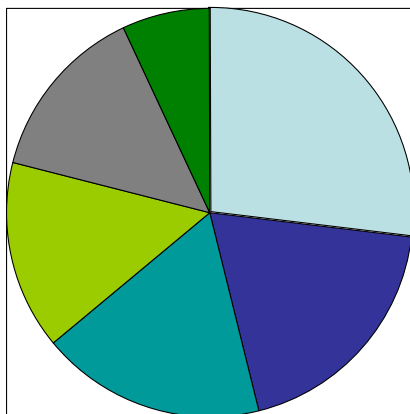
Romeo School District
 7th Grade-Powell Middle School
 208 Students Surveyed

Problem Areas

1	Peer Pressure	27%
2	Harassment	19%
3	Drunk Driving	18%
4	Eating Disorders	15%
5	Abuse and Neglect	14%
6	Other	7%

Positive Aspects

1	Good Friends	26%
2	Sports Facilities	17%
3	School Activities	15%
4	Strong Family	12%
5	Feeling of Safety	10%
6	Other	20%



Familiar with YAC-12% -----Familiar with 4CCF-5%


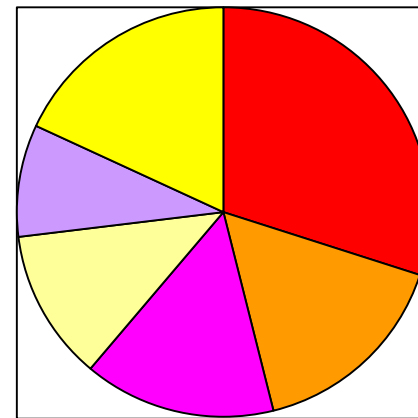
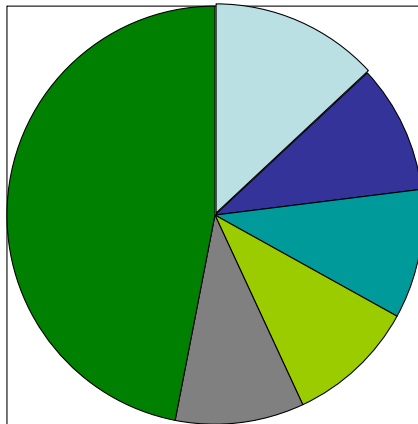
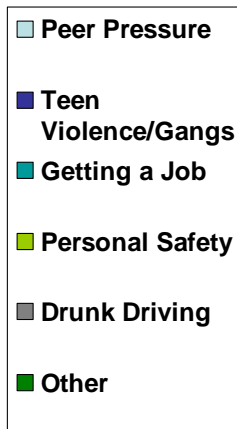
Romeo School District
 7th Grade-Romeo Middle School
 189 Students Surveyed

Problem Areas

1	Peer Pressure	13%
2	Teen Violence/Gangs	10%
3	Getting a Job	10%
4	Personal Safety	10%
5	Drunk Driving	10%
6	Other	47%

Positive Aspects

1	Good Friends	30%
2	Sports Facilities	16%
3	School Activities	15%
4	Strong Family	12%
5	Feeling of Safety	9%
6	Other	18%



Familiar with YAC-13% -----Familiar with 4CCF-9%


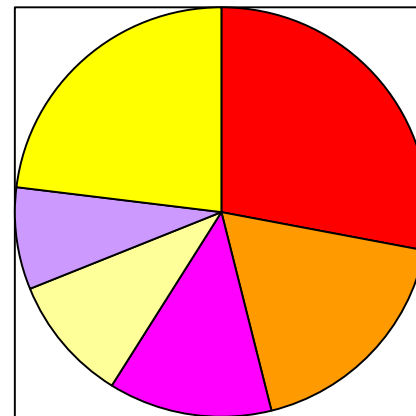
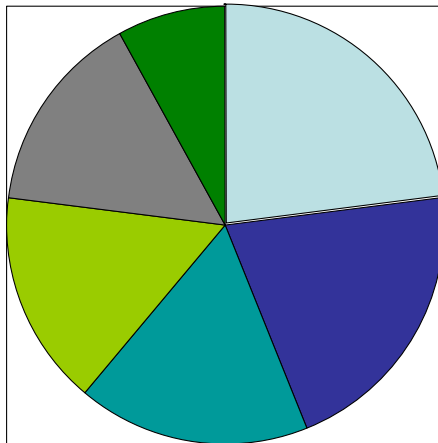
Romeo School District
 9th Grade
 447 Students Surveyed

Problem Areas

1	Alcohol/Drug Abuse	23%
2	Peer Pressure	21%
3	Drunk Driving	17%
4	Harassment	16%
5	Getting a Job	15%
6	Other	8%

Positive Aspects

1	Good Friends	28%
2	Sports Facilities	18%
3	School Activities	13%
4	Strong Family	10%
5	Technological Aspects	8%
6	Other	23%



Familiar with YAC-9% -----Familiar with 4CCF-8%


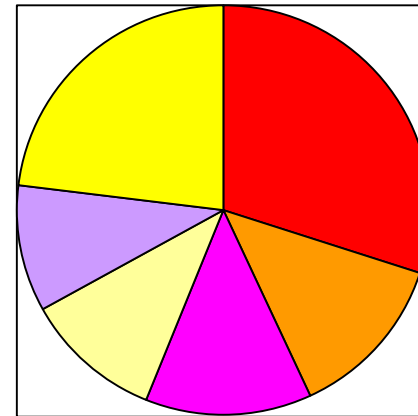
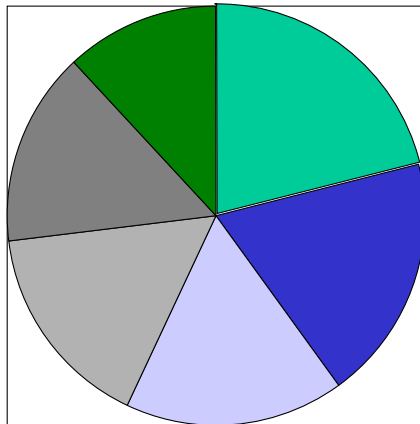
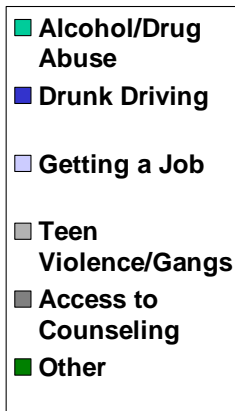
Romeo School District
 11th Grade
 333 Students Surveyed

Problem Areas

1	Alcohol/Drug Abuse	21%
2	Drunk Driving	19%
3	Getting a Job	17%
4	Teen Violence/Gangs	16%
5	Access to Counseling	15%
6	Other	12%

Positive Aspects

1	Good Friends	30%
2	Sports Facilities	13%
3	School Activities	13%
4	Strong Family	11%
5	Technological Aspects	10%
6	Other	23%



Familiar with YAC-5% -----Familiar with 4CCF-3%

Romeo School District
 7th, 9th, and 11th Grades Combined
 1177 Students Surveyed

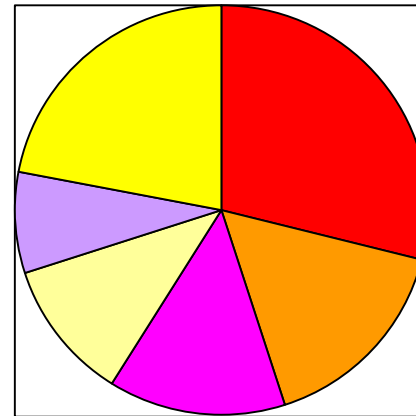
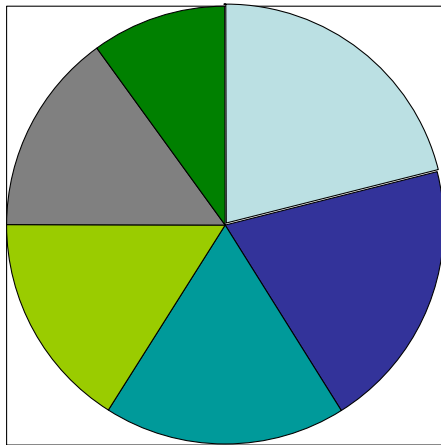
Problem Areas

1	Alcohol/Drug Abuse	21%
2	Peer Pressure	20%
3	Drunk Driving	18%
4	Getting a Job	16%
5	Harassment	15%
6	Other	10%

Positive Aspects

1	Good Friends	29%
2	Sports Facilities	16%
3	School Activities	14%
4	Strong Family	11%
5	Feeling of Safety	8%
6	Other	22%

- Alcohol/Drug Abuse
- Peer Pressure
- Drunk Driving
- Getting a Job
- Harassment
- Other



- Good Friends
- Sports Facilities
- School Activities
- Strong Family
- Feeling of Safety
- Other

Familiar with YAC-10% -----Familiar with 4CCF-6%

Results For All Schools

All Schools

7th, 9th, and 11th Grades

2,816 Students Surveyed

Problem Areas

1	Alcohol/Drug Abuse	28%
2	Peer Pressure	13%
3	Drunk Driving	11%
4	Getting a Job	10%
5	Harassment	4%
6	Other	34%

